

ETFS Semiconductor ETF

ASX Code: SEMI

31 December 2021

Investment Objective

The ETFS Semiconductor ETF (ASX Code: SEMI) offers access to the technological disruption megatrend, by investing in the microchip companies that make modern computing, artificial intelligence, cloud computing and electric vehicles all possible.

Fund Performance

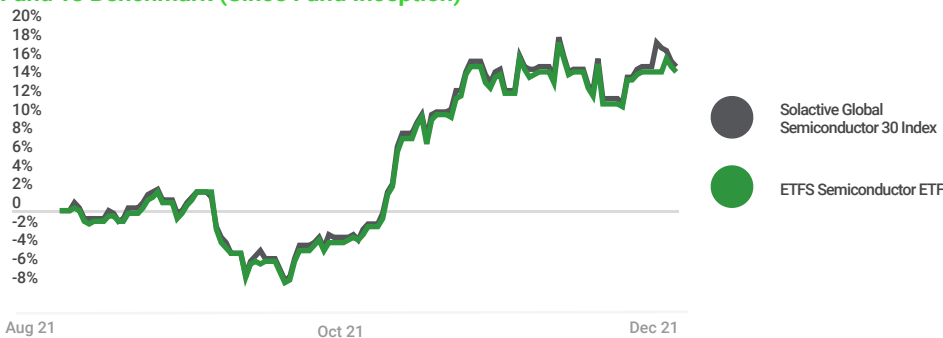
Trailing Return*	1M	3M	6M	YTD	1Y	3Y	5Y	Since Inception
ETFS Semiconductor ETF	-0.1%	19.6%	-	-	-	-	-	15.0%
Solactive Global Semiconductor 30 Index	0.0%	19.9%	22.9%	53.6%	53.6%	49.8%	34.0%	15.3%
MSCI World Index	1.7%	7.1%	11.3%	29.3%	29.3%	20.4%	14.9%	3.9%

Calendar Year Return*

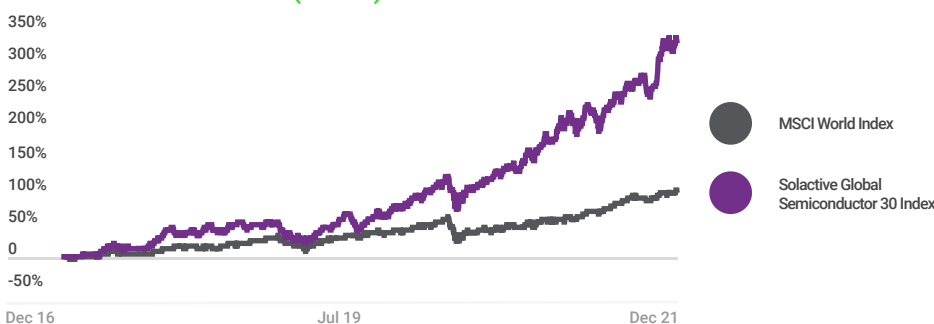
	2021	2020	2019	2018	2017
ETFS Semiconductor ETF	-	-	-	-	-
Solactive Global Semiconductor 30 Index	53.6%	40.1%	56.4%	-3.3%	32.8%
MSCI World Index	29.3%	5.6%	27.9%	1.4%	13.3%

Investment Growth

Fund vs Benchmark (Since Fund Inception)*



Benchmark vs MSCI World (5-Year)*



* Total returns in Australian dollar terms. Returns for periods greater than one year are annualised. Fund inception date 27 Aug 2021. Note that index and fund returns shown are 'net total return', meaning dividends are reinvested net of any withholding taxes across the entire index in proportion to prevailing index weights. Solactive Global Semiconductor 30 Index was launched on 26 June 21. Performance prior to this date is simulated. Index returns are theoretical and do not include the impact of fees or costs of investing. Past performance is not a reliable indicator of future results.

Product Information

Name	ETFS Semiconductor ETF
ASX Code	SEMI
IRESS	SEMI.AXW
ISIN	AU0000169120
Issuer	ETFS Management (AUS) Limited
Domicile	Australia
Base Currency	Australian Dollar
Currency Hedged	No
Inception Date	27 Aug 2021
Mgt. Fee (% p.a.)	0.57
Fund Size (\$mn)	94.29
NAV per Unit (\$)	11.5

Distribution Information

Distribution Frequency	Semi-Annually
Latest Distribution	N/A
Latest Distribution Date	N/A
12-Month Yield (%)	0.00

Top Holdings

	Portfolio Weight %
NVIDIA Corp	11.9
ASML Holding NV	8.8
Taiwan Semiconductor Manufacturing Co Ltd	9.4
Broadcom Inc	8.2
Intel Corp	6.7
QUALCOMM Inc	6.5
Texas Instruments Inc	5.5
Advanced Micro Devices Inc	5.6
Applied Materials Inc	4.5
Micron Technology Inc	3.3

ETFS Semiconductor ETF

ASX Code: SEMI

Index Description

SEMI tracks the Solactive Global Semiconductor 30 Index. The index is made of 30 semiconductor businesses in developed markets plus Korea and Taiwan. Semiconductor companies are those classified under any of the following industries or subsectors based on FactSet or the FactSet Revere Business Industry Classification System ("RBICS"): FactSet Industry ('Semiconductors') or RBICS Subsectors ('Semiconductor Equipment and Services' or 'Semiconductor Manufacturing').

To qualify for index inclusion, companies must have a market capitalisation of US\$1 billion and a minimum average daily trading value of US\$1 million over 3 months. The top 30 companies by market capitalisation are picked, with the weights of each stock capped at 10%.

Why SEMI?

- Achieve diversification in a single trade, and avoid the risks of picking individual stocks
- International coverage to capture the global supply chain
- Exposure to many high-growth areas, like cloud computing and self-driving cars, which require semiconductors to operate

Benchmark Information

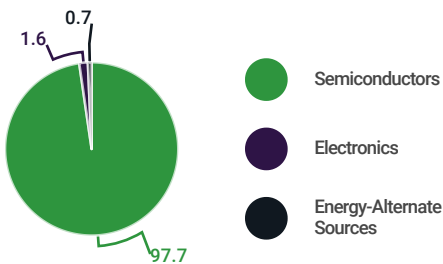
Name	Solactive Global Semiconductor 30 Index
Base Currency	US Dollar
Rebalancing Frequency	Quarterly
Weighting Scheme	Free Float Market Cap 10% Cap

Portfolio Statistics

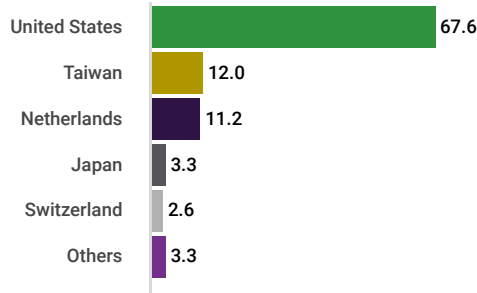
Number of Holdings	30
Median Market Cap (\$bn)	98.1
P/E Ratio [^]	28.3
P/B Ratio [^]	7.2

[^] Weighted average of price divided by historical earnings (P/E) and book value (P/B) per share. N/A where P/E Ratio is negative.


Sub Industry Allocation %



Country Allocation %



Market Capitalisation %



The issuer of units in ETFS Semiconductor ETF (ARSN: 651 639 315) is the responsible entity of the Fund, being ETFS Management (AUS) Limited ("ETFS") (AFSL 466778). This document may not be reproduced, distributed or published by any recipient for any purpose. Under no circumstances is this document to be used or considered as an offer to sell, or a solicitation of an offer to buy, any securities, investments or other financial instruments. The information provided in this document is general in nature only and does not take into account your personal objectives, financial situations or needs. Before acting on any information in this document, you should consider the appropriateness of the information having regard to your objectives, financial situation or needs and consider seeking independent financial, legal, tax and other relevant advice having regard to your particular circumstances. Any investment decision should only be made after obtaining and considering the relevant product disclosure statement. This document has been prepared by ETFS from sources which ETFS believes to be correct. However, none of ETFS, ETFS Capital Limited, nor any other member of the ETFS Capital Group, nor any of their respective directors, employees or agents make any representation or warranty as to, or assume any responsibility for the accuracy or completeness of, or any errors or omissions in, any information or statement of opinion contained in this document or in any accompanying, previous or subsequent material or presentation. To the maximum extent permitted by law, ETFS and each of those persons disclaim all any responsibility or liability for any loss or damage which may be suffered by any person relying upon any information contained in, or any omissions from, this document. Investments in any product issued by ETFS are subject to investment risk, including possible delays in repayment and loss of income and principal invested. Neither ETFS, ETFS Capital Limited nor any other member of the ETFS Capital Group nor any of their respective directors, employees or agents guarantees the performance of any products issued by ETFS or the repayment of capital or any particular rate of return therefrom. The value or return of an investment will fluctuate and an investor may lose some or all of their investment. Past performance is not a reliable indicator of future performance.

The financial instrument is not sponsored, promoted, sold or supported in any other manner by Solactive AG, nor does Solactive AG offer any express or implicit guarantee or assurance either with regard to the results of using the Solactive Global Semiconductor 30 Index (the "Index") and/or Index trade mark or the Index price at any time or in any other respect. The Index is calculated and published by Solactive AG. Solactive AG uses its best efforts to ensure that the Index is calculated correctly. Irrespective of its obligations towards the Sponsor, Solactive AG has no obligation to point out errors in the Index to third parties including, but not limited to, investors and/or financial intermediaries of the financial instrument. Neither publication of the Index by Solactive AG, nor the licensing of the Index or Index trade mark for the purpose of use in connection with the financial instrument, constitutes a recommendation by Solactive AG to invest capital in said financial instrument nor does it in any way represent an assurance or opinion of Solactive AG with regard to any investment in this financial instrument.

Contact Us

ETF Securities Australia
Level 7, 50 King Street
Sydney, NSW, 2000
Australia

Client Services

+61 2 8311 3488

infoAU@etfsecurities.com.au

www.etfsecurities.com.au